

IT'S AS EASY AS



fmb0666

Cross Fox
Condominiums

Frequently Asked Questions

Where do I find the app?

Log in to the Apple App Store or Google Play and search for "Clothesline Mobile" or scan here:



How do I load money into my account?

On the main screen, there is a "Refill My Account" button. Tap it, log in to your account, enter your payment information, and select an amount to add. The funds are automatically placed in your account.

Is my credit card transaction secure?

Yes. Clothesline Mobile transactions are SSL encrypted by your smartphone when connecting to our PCI-certified transaction host for the latest in transaction security.

Where do I find my account balance?


The account balance is on the main screen, and is updated in real time.

There is no Internet connection. Will my phone still work?

Yes. The phone connects to the machine via Bluetooth. As long as you have enough money in your account to start a cycle, you're ready to go.

Clothesline Mobile

The new way to pay in your laundry room



Service: 410-625-2010

Clothesline Mobile

The new way to pay in your laundry room

1 Download the Clothesline Mobile App and Identify Your Laundry Room

Available on the App Store

GET IT ON Google Play

or scan here



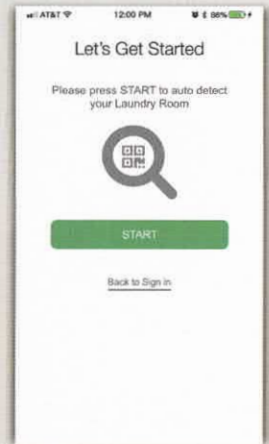
2 Register & Sign In

3 Start the machine by scanning the QR Code or entering the Machine Number

Identify Your Laundry Room

INSIDE YOUR LAUNDRY ROOM

If you are in your Laundry Room, Clothesline Mobile will automatically detect your Laundry Room.



OUTSIDE OF YOUR LAUNDRY ROOM

If you are not in your Laundry Room, enter the Smartphone Registration Code found on the back of this brochure or on the sign located in your Laundry Room

Register, sign in, & add credit to your account

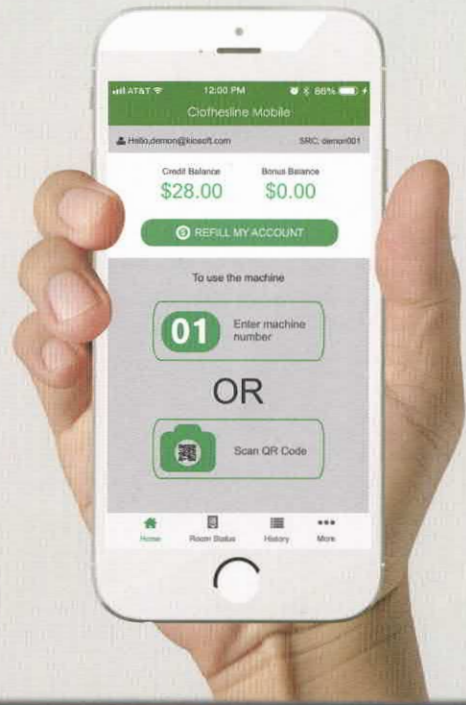


You'll see this screen when you launch the app. Click here to Register

It's Easy!! You can load value with your Credit or Debit Card



Scan the QR Code or enter Machine Number found on the machine



Scan the QR Code or Enter the Machine Number found on your selected machine and select OK. Your machine will start.